

Ecophon Solo™ Baffle Wall


Ecophon Solo™ Baffle Wall are acoustic solutions for walls. Solo Baffle Wall are suitable in buildings where you want to express design and have freedom to create patterns with different sizes and colours.

With Connect™ Baffle wall fixing you will easily attach the baffle to the wall.




SYSTEM RANGE


Size, mm	1200x200	1200x300
Special Fixing	•	•
Thickness (THK)	40	40
Inst. Diag.	M420	M420



Solo Baffle Wall



Solo Baffle/anchor



Solo Baffle/anchor with Connect Baffle Wall fixing

Acoustic



For acoustic data on the Baffle - please see Solo Baffle.

Indoor Air Quality



Certificate / Label	
Eurofins Indoor Air Comfort®	IAC
French VOC	A
Finnish M1	•



Environmental Footprint



	kg CO ₂ equiv/m ²
Solo Baffle Wall	10,11

Life-cycle stages A1 to C4 from EPD, in conformity with ISO 14025 / EN 15804



Circularity

Minimum post-consumer recycled content	57%
Recyclability	Fully recyclable



Fire safety

Country	Class	
Europe	EN 13501-1	A2-s1,d0

The glass wool core of the tiles is tested and classified as non-combustible according to EN ISO 1182.



Humidity Resistance

Class C, relative humidity 95% and 30°C, according to EN 13964:2014



Visual appearance

White Frost, nearest NCS colour sample S 0500-N, 85% light reflectance. Gloss < 1.



Cleanability

Daily dusting and vacuum cleaning. Weekly wet wiping.



Accessibility

The tiles are demountable.



Installation

Installed according to installation diagrams, installation guides and drawing aid. For information regarding minimum overall depth of system see quantity specification.



Mechanical properties


Additional live load has to be fixed to the soffit.



CE

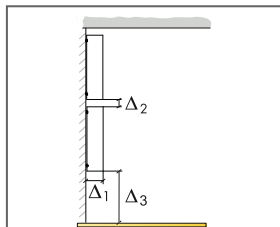
Ecophon ceiling systems are CE marked according to the European harmonized standard EN13964:2014. CE marked construction products are covered by a Declaration of Performance (DOP) which enables customers and users to easily compare performance of products available on the European market.

INSTALLATION DIAGRAM (M420) FOR ECOPHON SOLO BAFFLE WALL

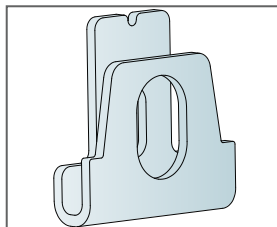


QUANTITY SPECIFICATION (EXCL. WASTAGE)

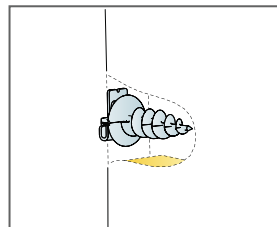
		Size, mm	
		1200x200	1200x300
1	Solo Baffle/anchor, installed at 300 mm centres	2,8/m ²	2,8/m ²
2	Connect Baffle wall fixing	2/panel	2/panel
	$\Delta 1$ Min. overall depth of system: $\Delta 1$ 212mm / 312mm	-	-
	$\Delta 2$ Min. overall depth of system: $\Delta 2$ 20mm	-	-
	$\Delta 3$ Min. overall depth of system: $\Delta 3$ 2500mm	-	-



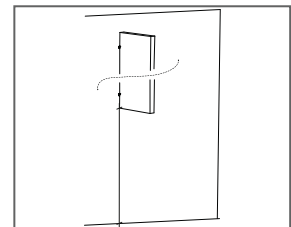
See Quantity specification



Detail of Connect Baffle wall bracket



Detail of panel



Mounting high min 2,5m.